

Rural Development Programme for England 2007 - 2013



www.emda.org.uk/rdpe

delivered by



Overview of RDPE

- Rural Development Programme for England 2007 – 2013
- Total budget of £3.9billion
- £3.3billion allocated to land management schemes
- £600million allocated to socio economic measures
- £61million allocated to the East Midlands

Overview of RDPE – East Midlands

- £17.5m for diversification projects
- £13m for collaboration and competitiveness projects
- £12m specifically for livestock sectors
- £13.28m for LEADER Approach
- £4.65m to cover legacy ERDP projects
- £0.805m for European Economic Recovery Plan (EERP)

Adding value to agricultural, horticultural and forestry products



Diversification



Cooperation for the development of new products / processes

- Encouraging cooperation between farmers, food and raw materials processors in the region.



Water resource management



Vocational training and skills

- Skills development in agricultural, horticultural and forestry businesses and organisations.
- Focused on business training, sharing of knowledge and good practice.
- Launch early 2009



Renewable Energy

- Underpins all investments in RDPE
- Part of 'wider' investments as well as 'stand alone' projects
- Wind Turbines
- Anaerobic Digestion
- Wood Pellet/Chip boilers and supply
- Solar and Photovoltaic Panels
- Biogas
- Biodiesel
- Ground and air source heat pumps
- Miscanthus



©emda. Photograph by Green Imaging Ltd.

Improving the economic value of forests



www.emda.org.uk/rdpe

delivered by


east midlands
development agency

Application Process

- Regional priorities
 - Resource use efficiency
 - Renewable energy
 - Innovation
 - Cooperation and collaboration (where appropriate)
 - Fewer, more strategic investments
- More information on the website
- More detail in the Prospectus

Application Process

- Minimum grant £25,000 (except Livestock)
- Maximum 50% grant rate (apart from training at 70%)
- EOI / Full application process
 - EOI forms and guidance available on the website
 - No application windows

emda Project Numbers

EOIs – 398 received

(271 endorsed, 15 in process, 90 did not meet the criteria)

Full Applications – 77 received

(44 approved, 12 in process, 21 did not meet the criteria)

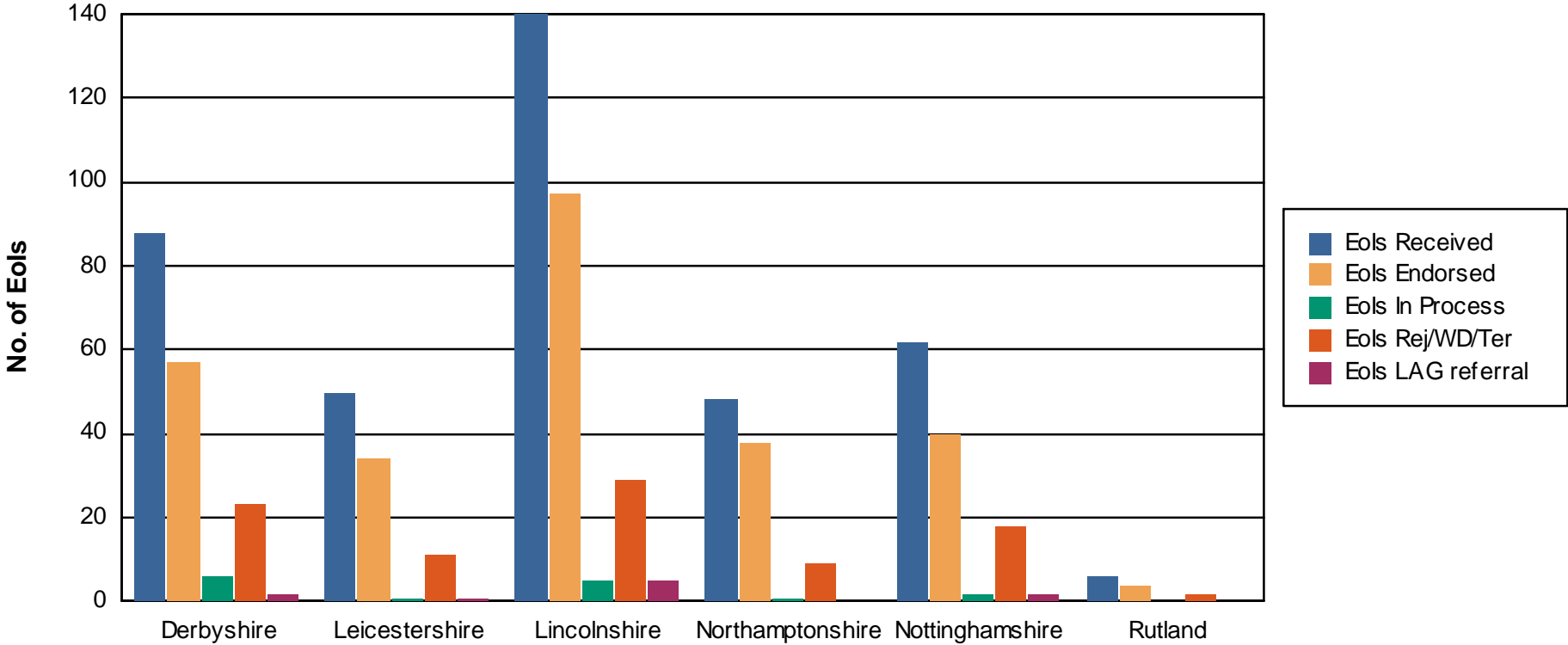
19% of EOI's received from January 2008 have converted into full applications.

www.emda.org.uk/rdpe

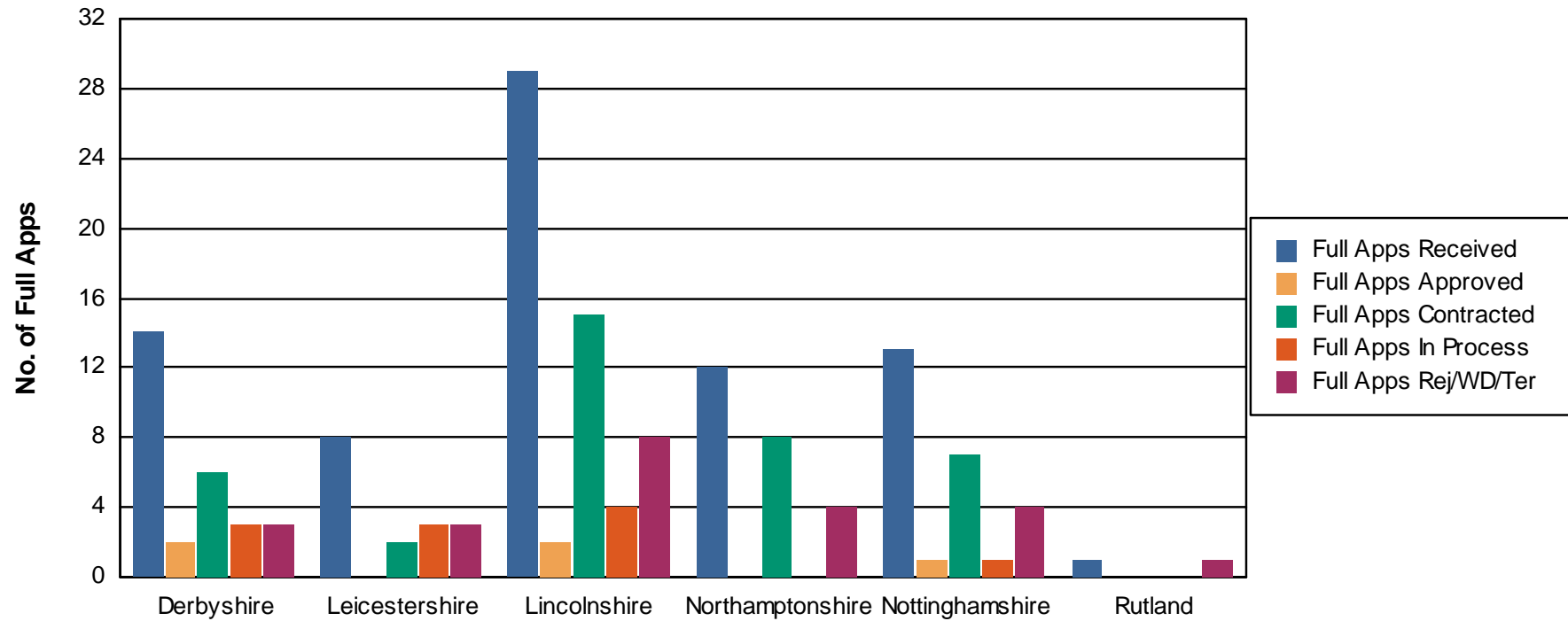
delivered by


east midlands
development agency

RDPE Eols by County



RDPE Full Apps by County



LEADER Approach

- Lincolnshire Wolds
- Lincolnshire Coast
- NE Derbyshire
- Peak District
- North Northamptonshire
- North Nottinghamshire
- Wash Fens



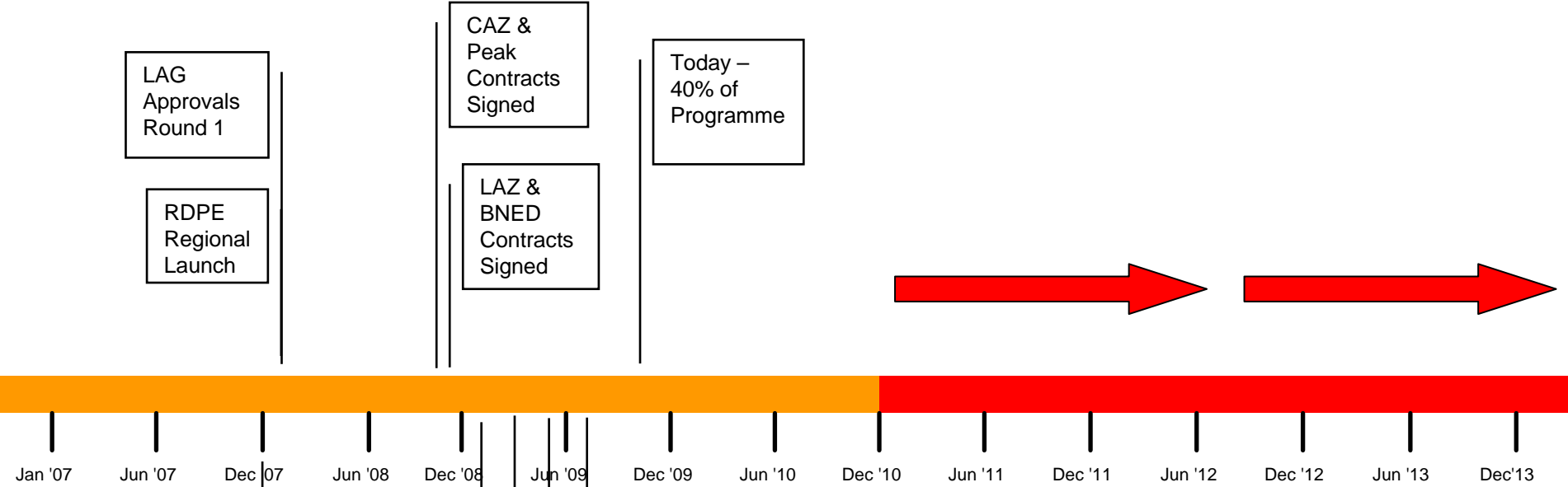
LAGs Approved / Contracted

LAG	Date of LAG Approval	Months since approval	Date of Contract	Months since contract awarded
BNED	23 April 08	18 Months	28 Oct 08	12 Months
CAZ	23 April 08	18 Months	21 Oct 08	12 Months
LAZ	23 April 08	18 Months	11 Nov 08	11 Months
N Northants	28 Jan 09	9 Months	29 April 09	6 Months
N Notts	28 Jan 09	9 Months	16 June 09	4 Months
Peak RAZ	23 April 08	18 Months	29 Sept 08	13 Months
Wash Fens	28 Jan 09	9 Months	12 Feb 09	8 Months

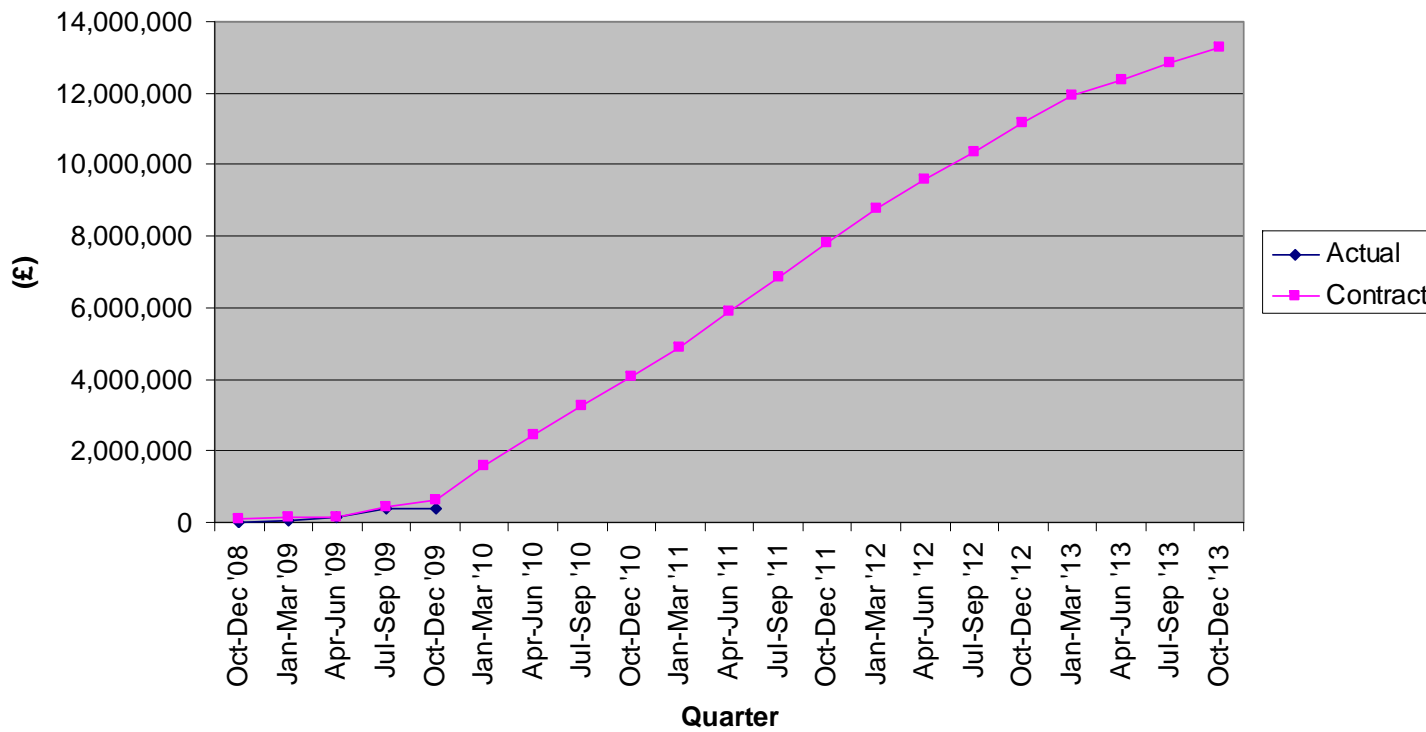
LAG Performance to date: 14th October 2009

LAG	Contract Value (£)	Project Spend (£)	%	Admin Spend (£)	%	% of Admin budget	Ratified by emda (£)	Approved at LAG (£)
BNED	2,376,000	4,007	0.17	49,942	2.10	16.32	80,148	80,148
CAZ	2,000,000	55,051	2.75	34,899	1.74	24.54	204,838	204,838
LAZ	2,000,000	67,994	3.40	36,825	1.84	26.30	440,637	374,479
N Northants	1,500,000	0	0.00	7,840	0.52	4.28	0	0
N Notts	1,500,000	0	0.00	0	0.00	0.00	0	0
Peak RAZ	1,900,000	82,657	4.35	51,772	2.72	19.17	224,388	194,256
Wash Fens	2,004,500	0	0.00	5,495	0.27	5.80	0	0
Total	13,280,500	209,709	1.58	186,773	1.41	14.47	950,011	853,721

RDPE Timeline



Performance against Contract: All LAGs



LAG Performance detail

BNED	2,376,000		
311. Diversification	430,000	0	0.00%
312. Micro-enterprises	570,000	0	0.00%
313. Tourism	500,000	4,007	0.80%
323. Rural Heritage	320,000	0	0.00%
331. Training & info	200,000	0	0.00%
421. Interterritorial & Transnational Cooperation	50,000	0	0.00%
431. Running Costs	306,000	49,942	16.32%
Total	2,376,000	53,949	2.27%

- Ratified: £80,148
- Approved: £80,148

CAZ	2,000,000		
311. Diversification	450,000	52,707	11.71%
312. Micro-enterprises	403,000	2,344	0.58%
313. Tourism	639,800	0	0.00%
323. Rural Heritage	200,000	0	0.00%
331. Training & info	125,000	0	0.00%
421. Interterritorial & Transnational Cooperation	40,000	0	0.00%
431. Running Costs	142,200	34,899	24.54%
Total	2,000,000	89,950	4.50%

- Ratified: £204,838
- Approved: £204,838

LAZ	2,000,000		
311. Diversification	350,000	0	0.00%
312. Micro-enterprises	300,000	65,184	21.73%
313. Tourism	600,000	2,810	0.47%
323. Rural Heritage	390,000	0	0.00%
331. Training & info	160,000	0	0.00%
421. Interterritorial & Transnational Cooperation	60,000	0	0.00%
431. Running Costs	140,000	36,825	26.30%
Total	2,000,000	104,819	5.24%

- Ratified: £440,637
- Approved: £374,479

N Northants	1,500,000		
311. Diversification	407,000	0	0.00%
312. Micro-enterprises	400,000	0	0.00%
313. Tourism	343,000	0	0.00%
323. Rural Heritage	61,000	0	0.00%
331. Training & info	86,000	0	0.00%
421. Interterritorial & Transnational Cooperation	20,000	0	0.00%
431. Running Costs	183,000	7,840	4.28%
Total	1,500,000	7,840	0.52%

- Ratified: £0.00
- Approved: £0.00

N Notts	1,500,000		
311. Diversification	402,500	0	0.00%
312. Micro-enterprises	402,500	0	0.00%
313. Tourism	210,000	0	0.00%
323. Rural Heritage	90,000	0	0.00%
331. Training & info	200,000	0	0.00%
421. Interterritorial & Transnational Cooperation	40,000	0	0.00%
431. Running Costs	155,000	0	0.00%
Total	1,500,000	0	0.00%

- Ratified: £0.00
- Approved: £0.00

Peak RAZ	1,900,000		
123. Adding Value	100,000	0	0.00%
311. Diversification	280,000	0	0.00%
312. Micro-enterprises	380,000	63,507	16.71%
313. Tourism	285,000	19,150	6.72%
321. Basic Services	237,500	0	0.00%
323. Rural Heritage	95,000	0	0.00%
331. Training & info	237,500	0	0.00%
421. Interterritorial & Transnational Cooperation	15,000	0	0.00%
431. Running Costs	270,000	55,389	20.51%
Total	1,900,000	138,046	7.27%

- Ratified: £224,388
- Approved: £194,256

Wash Fens	2,004,500		
311. Diversification	434,500	0	0.00%
312. Micro-enterprises	571,000	0	0.00%
313. Tourism	434,600	0	0.00%
323. Rural Heritage	190,500	0	0.00%
331. Training & info	242,735	0	0.00%
421. Interterritorial & Transnational Cooperation	36,500	0	0.00%
431. Running Costs	94,665	5,495	5.80%
Total	2,004,500	5,495	0.27%

- Ratified: £0.00
- Approved: £0.00